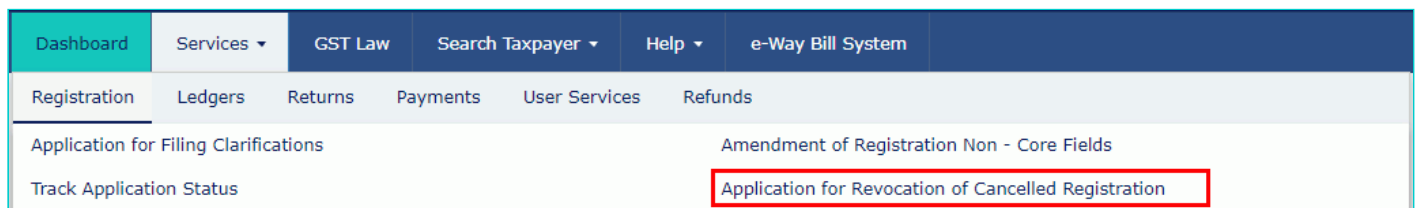


# Manual > Revocation of Cancelled Registration

## How can I apply for revocation of cancellation of registration done by the Tax Official suo moto?

To file an application for revocation of cancellation of registration done by the Tax Official suo moto, perform the following steps within 30 calendar days from the date on which Cancellation Order was passed:

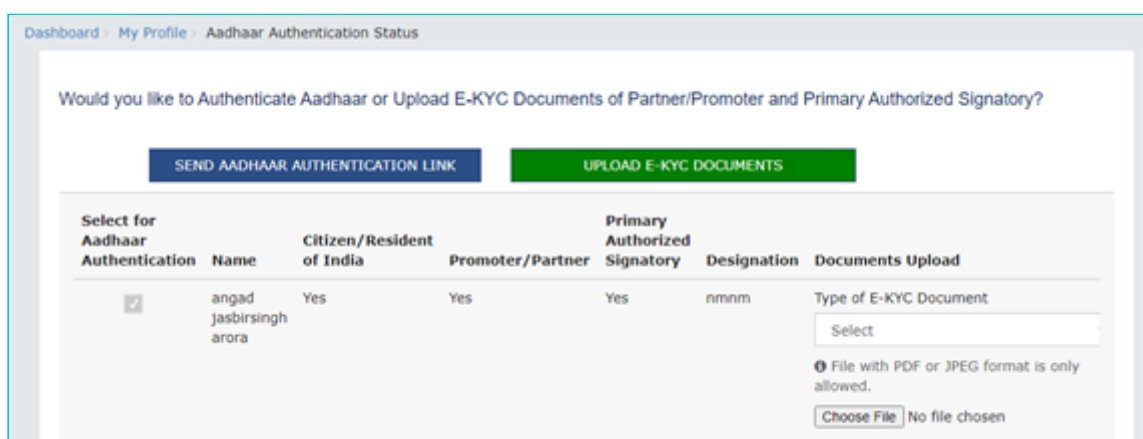
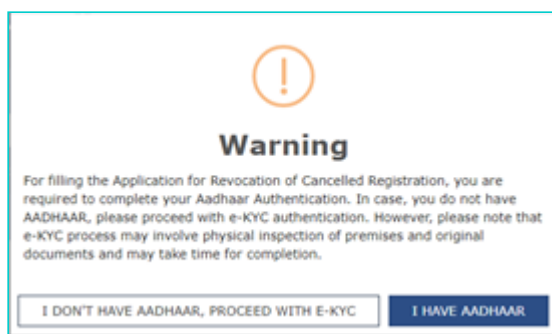
1. Access the <https://www.gst.gov.in/> URL. The **GST Home page** is displayed. Login to the GST Portal using your earlier login credentials (i.e. credentials using which you were logging into the GST Portal earlier).
2. Click **Services > Registration > Application for Revocation of Cancelled Registration** option.



**Note:** To proceed filing Application for Revocation of Cancelled Registration, taxpayer has to authenticate Aadhaar or upload e-KYC documents.

To learn how to authenticate Aadhaar/upload e-KYC documents, refer, **Registering with GST > Aadhaar Authentication for Existing Taxpayers (Regular and Composition) manual**.

In case neither Aadhaar has been authenticated or e-KYC documents are uploaded, following message will be displayed and you will be redirected to your My Profile page.



3. In the **Reason for revocation of cancellation** field, enter the reason for revocation of cancellation of registration.
  4. Click the **Choose File** button to attach any supporting document.
  5. Select the **Verification** checkbox.
  6. In the **Name of Authorized Signatory** drop-down list, select the name of authorized signatory.
  7. In the **Place** field, enter the place where the application is filed.
- Note: You can click the **SAVE** button to save the application form and retrieve it later.
8. Click the **SUBMIT WITH DSC** or **SUBMIT WITH EVC** button.

Application Type	GSTIN(cancelled)	Due Date to Complete
Revocation of Cancellation of Registration	07ASLPV5297P1ZG	23/05/2018

**Basic Details**

GSTIN(cancelled)	Legal Name of Business	Trade Name
07ASLPV5297P1ZG	Deeksha Sindhuri Vissapragada	Gopalan Trade

**Address of Principal Place of Business**

MG Road	✉ deeksha67@gmail.com
Ananth Nagar	☎ 8411895433
North East Delhi	☎ -
Delhi - 111111	📅 -

**Cancellation Order Details**

Cancellation Order Number	Date
<b>ZA070518000035Z</b>	<b>01/05/2018</b>

Reason of cancellation

**Failure to furnish returns for a continuous period of six months****Particulars of Last Returns Filed****No Last Returns Filed Details Available****Reason for revocation of cancellation \***

Filed all returns for earlier tax period

**Any Supporting Document****Choose File** No file chosen

📎 File with PDF or JPEG format is only allowed.

📎 Maximum file size for upload is 1 MB

**Verification**☒ I hereby solemnly affirm and declare that the information given herein above is true and correct to the best of my knowledge and belief and nothing has been concealed therefrom.

Name of Authorized Signatory \*

ANGAD JASBIRSINGH ARORA[AJIPA1572E]

Place \*

Bangalore

Designation / Status

sdad

Date

08/05/2018

📎 Facing problem using DSC? Click here for help

SAVE

SUBMIT WITH DSC

SUBMIT WITH EVC

**Note 1:** If the taxpayer files for application, for revocation of cancellation of registration done by the Tax Official suo moto, after 30 calendar days but within 90 calendar days from the date on which Cancellation Order was passed, he/she will get a warning message. Click **OK** to proceed. Then fill additional fields such as Reason for Condonation of delay and add supporting documents, if any. Reference screenshots have been added below.

In this case, application will be forwarded to the Competent Authority for condonation of delay. Only if the delay is condoned, it will be assigned to respective Jurisdictional Authority for processing.



## Warning

As you are filing application for revocation of cancellation of registration after 30 days of the cancellation order hence you are required to furnish reasons of such delay along with supporting document, if any. Your application will be forwarded to the competent authority for condonation of delay before placing it to the Proper Officer for appropriate order.

CANCEL

OK

Dashboard > Services > Registration > Application for Revocation of Cancelled Registration

English

Application Type	GSTIN(cancelled)	Due Date to Complete
Revocation of Cancellation of Registration	07GDDPS5160P9ZM	07/01/2022

### Reason for Condonation of delay \*

Reason cannot be more than 5000 characters. In case more than 5000 characters, please upload document

### Any Supporting Document

**Choose File** No file chosen

File with PDF or JPEG format is only allowed.

Maximum file size for upload is 5 MB.

### Basic Details

GSTIN(cancelled)	Legal Name of Business	Trade Name
07GDDPS5160P9ZM	GAMSENG N SANGMA	new valie

### Address of Principal Place of Business

ghj	✉ shailaja.b@infosys.com
ghj	☎ 7411532316
ghj, East Delhi	📞 -
Delhi - 115896	📠 -

### Cancellation Order Details

Cancellation Order Number	Date
ZA0712210001579	23/12/2021

Reason of cancellation

**Discontinuation/Closure of Business****Particulars of Last Returns Filed**

Financial Year

**2018-2019**

Return Filing Period

**April-2018**

ARN

**AA070418000124R****Reason for revocation of cancellation \***

Reason cannot be more than 5000 characters. In case more than 5000 characters, please upload document

**Any Supporting Document****Choose File** No file chosen

File with PDF or JPEG format is only allowed.

Maximum file size for upload is 1 MB

**Verification**☐ I hereby solemnly affirm and declare that the information given herein above is true and correct to the best of my knowledge and belief and nothing has been concealed therefrom.

Name of Authorized Signatory \*

Select

Place \*

Enter Place

Designation / Status

Date

23/12/2021

Facing problem using DSC? [Click here for help](#)

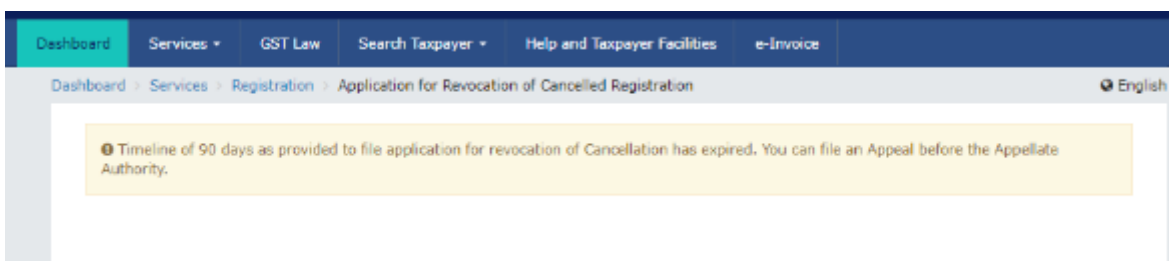
BACK

SAVE

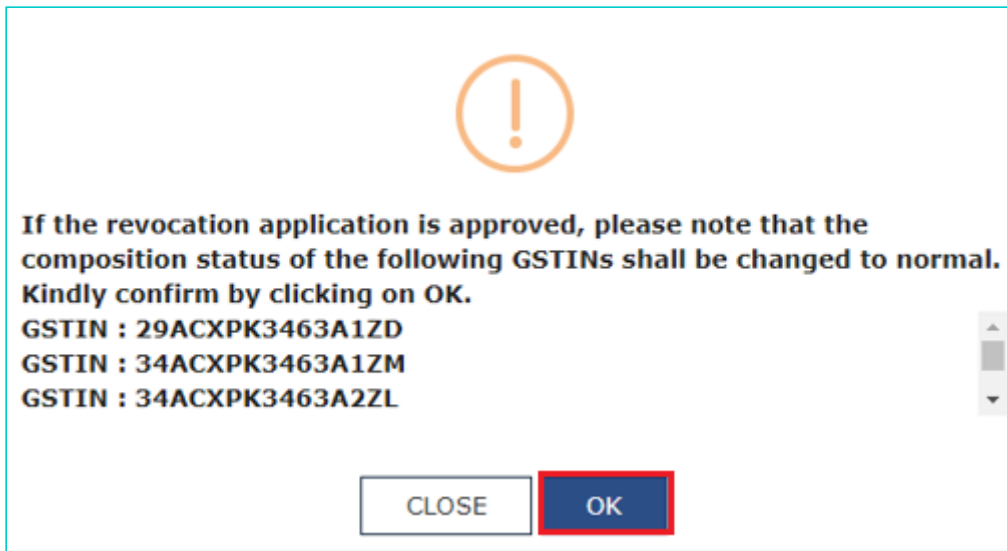
SUBMIT WITH DSC

SUBMIT WITH EVC

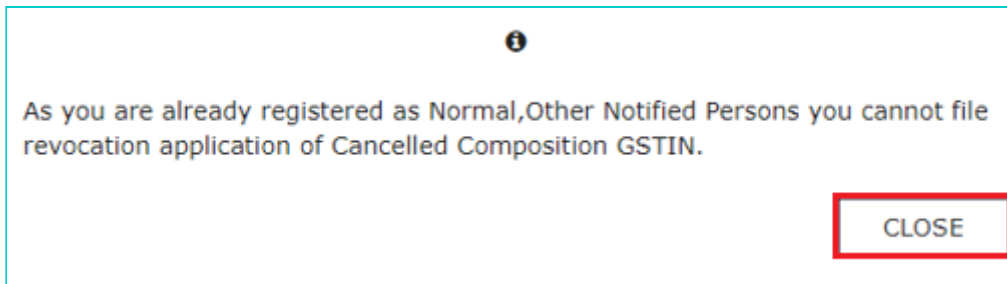
**Note 2:** Taxpayer can not fill application for revocation of cancellation of registration after 90 calendar days from the date on which Cancellation Order was passed. A message will be displayed on the screen as “ Timeline of 90 days as provided to file application for revocation of Cancellation has expired. You can file an Appeal before the Appellate Authority.”



**Note 3:** If the application for revocation of cancelled registration is approved for GSTIN registered as a Regular and SEZ unit/SEZ Developer/ISD/E-commerce/Interstate supplies/TDS/TCS/NRTP/Casual Taxable Person, GSTINs which are registered as Composition with same PAN will be changed to normal.



**Note 4:** You cannot file for application for revocation of cancellation of registration for cancelled composition GSTIN, in case, you are already registered as a Regular and SEZ unit/SEZ Developer/ISD/E-commerce/Interstate supplies/TDS/TCS/NRTP/Casual Taxable Person or other notified persons.



**In case of SUBMIT WITH DSC:**

9. Click the **PROCEED** button.

**In case of SUBMIT WITH EVC:**

9. Enter the OTP sent to email address of the Authorized Signatory registered at the GST Portal and click the **VALIDATE OTP** button.

## OTP Verification

Please enter OTP


OTP has been sent to your Email and Mobile number registered at the GST portal

CLOSEVALIDATE OTP

The success message is displayed. You will receive the acknowledgement in next 15 minutes on your registered e-mail address and mobile phone number. **Application Reference Number (ARN)** receipt is sent on your e-mail address and mobile phone number.

Dashboard > Registration > Revocation of cancellation of Registration Acknowledgement

English


 **SUCCESS**

Thank you for submission.  
System will verify / validate the information submitted after which acknowledgement will be sent in next 15 minutes

**Note:** If the taxpayer files application for revocation of cancellation of registration after 30 calendar days but within 90 calendar days from the date on which Cancellation Order was passed, he/she will get the following success message.

Dashboard > Services > Registration > Application for Revocation of Cancelled Registration

English

 **SUCCESS**

Thank you for submission.  
Your application along with condonation of delay is successfully submitted for necessary approval of the competent authority.