

Manual > Importing Invoice-details Declared in e-Way Bill System into Form GSTR-1

How can I import invoice-details, declared in e-Way Bill System, into Form GSTR-1?

To import invoice-details, declared in e-Way Bill System, into Form GSTR-1; perform following steps:

1. [Login at GST Portal, navigate to GSTR-1 page of the selected tax period and generate GSTR-1 Summary](#)

2. Import invoices, declared in e-Way Bill System, into the following tiles of the generated GSTR-1 Summary page:

- I. [4A, 4B, 4C, 6B, 6C - B2B Invoices](#) (To import invoice-details for taxable outward supply transactions between registered taxable entities/persons from e-Way Bill System)
- II. [5A, 5B - B2C \(Large\) Invoices](#) (To import invoice-details for taxable outward inter-State supply transactions between a Registered Supplier and an Unregistered Buyer, where the invoice value is more than Rs 2.5 lakh, from e-Way Bill System)
- III. [6A - Exports Invoices](#) (To import invoice-details for supplies exported, from e-Way Bill System)
- IV. [7 - B2C Others](#) (To import invoice-details for taxable outwards supplies to a customer where invoice value is less than Rs. 2.5 lakh and all intra state supplies to unregistered customers, from e-Way Bill System)
- V. [12 - HSN-wise-summary of Outward Supplies](#) (To download the summarized HSN-wise invoice-details of all outward supplies)

[Click each hyperlink to know more.](#)

DashboardServicesGST LawSearch TaxpayerHelpe-Way Bill System

Dashboard > Returns > GSTR1English

GSTR-1 - Details of outward supplies of goods or services

GSTIN - 08AACCS8796G1ZR
FY - 2018-19

Legal Name - MxWeb Infotech48
Return Period - November

Trade Name - GSTN
Status - Not Filed

Due Date - 11/12/2018

The summary displayed as on 07/01/2019 10:48:53.For update click on Generate GSTR1 summary

GSTR-1 - Invoice Details

4A, 4B, 4C, 6B, 6C - B2B Invoices1

Total Value
₹ 48,063.96

Total Taxable Value
₹ 45,646.32

Total Tax Liability
₹ 2,417.64

"Total tax liability" includes tax payable by

IMPORT EWB DATA

5A, 5B - B2C (Large) Invoices0

Total Value
₹ 0.00

Total Taxable Value
₹ 0.00

Total Tax Liability
₹ 0.00

IMPORT EWB DATA

9B - Credit / Debit Notes (Registered)0

Total Taxable Value
₹ 0.00

Total Tax Liability
₹ 0.00

9B - Credit / Debit Notes (Unregistered)0

Total Taxable Value
₹ 0.00

Total Tax Liability
₹ 0.00

6A - Exports Invoices0

Total Value
₹ 0.00

Total Taxable Value
₹ 0.00

Total Tax Liability
₹ 0.00

9A - Amended B2B Invoices0

Total Value
₹ 0.00

Total Taxable Value
₹ 0.00

Total Tax Liability
₹ 0.00

** Important Notice: If the invoices are more than 500 . Please check [here](#)

9A - Amended B2C (Large) Invoices 0	
Total Value ₹ 0.00	Total Taxable Value ₹ 0.00
Total Tax Liability ₹ 0.00	

9A - Amended Exports Invoices 0	
Total Value ₹ 0.00	Total Taxable Value ₹ 0.00
Total Tax Liability ₹ 0.00	

9C - Amended Credit/Debit Notes (Registered) 0	
Total Taxable Value ₹ 0.00	Total Tax Liability ₹ 0.00

9C - Amended Credit/Debit Notes (Unregistered) 0	
Total Taxable Value ₹ 0.00	Total Tax Liability ₹ 0.00

GSTR-1 - Other Details

7 - B2C (Others) 0	
Total Taxable Value ₹ 0.00	Total Tax Liability ₹ 0.00

8A, 8B, 8C, 8D - Nil Rated Supplies 0	
Total Nil Amt ₹ 0.00	Total Exempted Amt ₹ 0.00
Total Non-GST Amt ₹ 0.00	

11A(1), 11A(2) - Tax Liability (Advances Received) 0	
Gross Advance Received ₹ 0.00	
Total Tax Liability ₹ 0.00	

11B(1), 11B(2) - Adjustment of Advances 0	
Gross Advance Adjusted ₹ 0.00	
Total Tax Liability ₹ 0.00	

12 - HSN-wise summary of outward supplies 0	
Total Value ₹ 0.00	Total Taxable Value ₹ 0.00
Total Tax Liability ₹ 0.00	
IMPORT EWB DATA ⓘ	

13 - Documents Issued 0	
Total Docs 0	Cancelled Docs 0
Net Issued Docs 0	

11A - Amended Tax Liability (Advance Received) 0	
Gross Advance Received ₹ 0.00	
Total Tax Liability ₹ 0.00	

11B - Amendment of Adjustment of Advances 0	
Gross Advance Adjusted ₹ 0.00	
Total Tax Liability ₹ 0.00	

10 - Amended B2C(Others) 0	
Total Taxable Value ₹ 0.00	
Total Tax Liability ₹ 0.00	

GENERATE GSTR1 SUMMARY

☐ I acknowledge that I have reviewed the details of the preview and the information is correct and would like to submit the details. I am aware that no changes can be made after submit.



To import B2B EWB invoices in the Form GSTR-1, perform following steps:

1. Click the **IMPORT EWB DATA** button in the "4A, 4B, 4C, 6B, 6C - B2B Invoices" tile.

Note: EWB details will be available in GST portal based on the e-Way bills pertaining to outward supply raised during the relevant tax period.

GSTR-1 - Invoice Details

Important Notice: If the invoices are more than 500 . Please check [here](#)

4A, 4B, 4C, 6B, 6C - B2B Invoices1

Total Value

₹ 48,063.96

Total Taxable Value

₹ 45,646.32

Total Tax Liability

₹ 2,417.64

To import EWB data into B2B Section / recipient

IMPORT EWB DATA

5A, 5B - B2C (Large) Invoices0

Total Value

₹ 0.00

Total Taxable Value

₹ 0.00

Total Tax Liability

₹ 0.00

IMPORT EWB DATA

9B - Credit / Debit Notes (Registered)0

Total Taxable Value

₹ 0.00

Total Tax Liability

₹ 0.00

2. Based on the number of invoices of current tax period present in the EWB System, a page will be displayed. Click the following hyperlinks to know what happens in each case:

- 2a. [If the number of invoices are less than or equal to 50](#)
- 2b. [If the number of invoices are more than 50 but less than or equal to 500](#)
- 2c. [If the number of invoices are more than 500](#)

2a. If the number of B2B EWB invoices are less than or equal to 50

If the number of invoices are less than or equal to 50, following page gets displayed. Perform the steps as mentioned below or click the **BACK** button to go to the previous page.

Dashboards>Returns>EWBGSTR-1English

E-Way Bill B2B Invoices

Online Upload Of E-Way Bill Invoices

Select All	Invoice No.	GSTIN/UIN of Recipient	Invoice date	Receiver Name	Place Of Supply	Total Taxable Value (₹)
<input type="checkbox"/>	GST-1145-1819	07AAACH0566P1ZB	15-11-2018	HOSHIYAR SINGH SURESH CHANDRA SAREES PVT LTD	Delhi	48,000.00
<input type="checkbox"/>	GST-1147-1819	03AAAF7428C1Z2	15-11-2018	CHOICE	Punjab	1,38,905.00

BACK

IMPORT

DOWNLOAD

2a(i). If required, click the **DOWNLOAD** button to download the invoices in CSV format or go to step 2a(ii) to import the data.

E-Way Bill B2B Invoices ⓘ



Online Upload Of E-Way Bill Invoices

Select All <input type="checkbox"/>	Invoice No.	GSTIN/UIN of Recipient	Invoice date	Receiver Name	Place Of Supply	Total Taxable Value (₹)
<input type="checkbox"/>	GST-1145-1819	07AAACH0566P1ZB	15-11-2018	HOSHIYAR SINGH SURESH CHANDRA SAREES PVT LTD	Delhi	48,000.00
<input type="checkbox"/>	GST-1147-1819	03AAAF7428C1Z2	15-11-2018	CHOICE	Punjab	1,38,905.00

BACK

IMPORT

DOWNLOAD



b2b.csv



2a(ii). Select all the invoices by selecting the **All** selection box or select the selection boxes against the invoices to be imported. As you make your selection, the "IMPORT" button gets enabled. Click the **IMPORT** button.

E-Way Bill B2B Invoices ⓘ



Online Upload Of E-Way Bill Invoices

Select All <input type="checkbox"/>	Invoice No.	GSTIN/UIN of Recipient	Invoice date	Receiver Name	Place Of Supply	Total Taxable Value (₹)
<input checked="" type="checkbox"/>	GST-1145-1819	07AAACH0566P1ZB	15-11-2018	HOSHIYAR SINGH SURESH CHANDRA SAREES PVT LTD	Delhi	48,000.00
<input type="checkbox"/>	GST-1147-1819	03AAAF7428C1Z2	15-11-2018	CHOICE	Punjab	1,38,905.00

BACK

IMPORT

DOWNLOAD

2a(iii). An Information popup is displayed. Click the **OK** button.



Information

Selected Invoices will overwrite existing GSTR1 data with same invoice number.
Do you want to proceed?

CANCEL

OK

2a(iv). A Success popup is displayed. Click the **CLOSE** button.



Success

Your request for importing of EWB invoices has been submitted successfully. It may take few minutes to process. Processing status can be seen below after clicking the refresh button

CLOSE

2a(v). After a few minutes, click the refresh button on the top and processing Status gets displayed in the "Import History" table.

Dashboard > Returns > EWBGSTR-1 English

E-Way Bill B2B Invoices 🔄

Online Upload Of E-Way Bill Invoices

Select All <input type="checkbox"/>	Invoice No.	GSTIN/UIN of Recipient	Invoice date	Receiver Name	Place Of Supply	Total Taxable Value (₹)
<input type="checkbox"/>	GST-1145-1819	07AAACH0566P1ZB	15-11-2018	HOSHIYAR SINGH SURESH CHANDRA SAREES PVT LTD	Delhi	48,000.00
<input type="checkbox"/>	GST-1147-1819	03AAAF7428C1Z2	15-11-2018	CHOICE	Punjab	1,38,905.00

BACK IMPORT DOWNLOAD

Import History

Date	Time	Reference id	Status	Error Report
07/01/2019	19:49:40	d782772f-e4df-4f3d-abe1-37d03f6ee03c	Processed	NA

Note: In case the invoices are processed with error, error report gets generated in JSON format, which can be viewed in the Offline tool to correct the same. Please click [here](#). to view the step-by-step instructions on how to do this in the "Open Downloaded Error File – GSTR1" section of the Offline Tool Manual.

2a(vi). Click BACK and the imported B2B EWB invoice details would be reflected in the tile.

GSTR-1 - Invoice Details *** Important Notice: If the invoices are more than 500 . Please check [here](#)

4A, 4B, 4C, 6B, 6C - B2B Invoices 2

Taxable outward supplies made to registered persons (including UIN-holders)

Total Value	Total Taxable Value
₹ 1,01,763.96	₹ 93,646.32
Total Tax Liability	
₹ 8,177.64	

se charge however the same will not be part of

IMPORT EWB DATA ?

5A, 5B - B2C (Large) Invoices 0

Total Value	Total Taxable Value
₹ 0.00	₹ 0.00
Total Tax Liability	
₹ 0.00	

IMPORT EWB DATA ?

9B - Credit / Debit Notes (Registered) 0

Total Taxable Value	Total Tax Liability
₹ 0.00	₹ 0.00

2a(vii). Click the tile to cross-check all the processed invoices. The imported B2B EWB invoice would be listed on the top of the "Processed Invoices" list.

Dashboard > Returns > GSTR-1 > B2B

English

GSTIN - 08AAYFA3133A1ZO

Legal Name -

Trade Name - GSTN

FY - 2018-19

Return Period - November

Status - Not Filed

B2B Invoices - Receiver-Wise-Summary

Processed Invoices

Receiver Details	No. of Invoices	Total Taxable Value(₹)	Integrated Tax (₹)	Central Tax (₹)	State/UT Tax (₹)	CESS (₹)
07AAACH0566P1ZB	1	48,000.00	5,760.00	0.00	0.00	0.00
20ABEFS9442F1ZC	1	45,646.32	2,282.32	0.00	0.00	135.32

BACK

ADD DETAILS

2a(viii). To edit the imported B2B EWB processed invoice, click its hyperlink in the "Receiver Details" column.

B2B Invoices - Receiver-Wise-Summary

Processed Invoices

Receiver Details	No. of Invoices	Total Taxable Value(₹)	Integrated Tax (₹)	Central Tax (₹)	State/UT Tax (₹)	CESS (₹)
07AAACH0566P1ZB	1	48,000.00	5,760.00	0.00	0.00	0.00
20ABEFS9442F1ZC	1	45,646.32	2,282.32	0.00	0.00	135.32

BACK

ADD DETAILS

2a(ix). The B2B Invoices-Summary page is displayed. Click the Edit button in the "Actions" column or the hyperlink in the "Invoice No." column to make changes to the invoice. To know how to do this, click [here](#).

Dashboard > Returns > GSTR-1 > B2B

English

B2B Invoices - Summary

Uploaded by Taxpayer

Uploaded by Receiver

Modified by Receiver

Rejected by Receiver

Processed Invoices

Invoice No.	Invoice Date	Total Invoice Value (₹)	Total Taxable Value (₹)	Integrated Tax (₹)	Central Tax (₹)	State/UT Tax (₹)	CESS (₹)	Actions
GST-1145-1819	15/11/2018	53,760.00	48,000.00	5,760.00	0.00	0.00	0.00	<div><div>Edit</div><div></div></div>

BACK

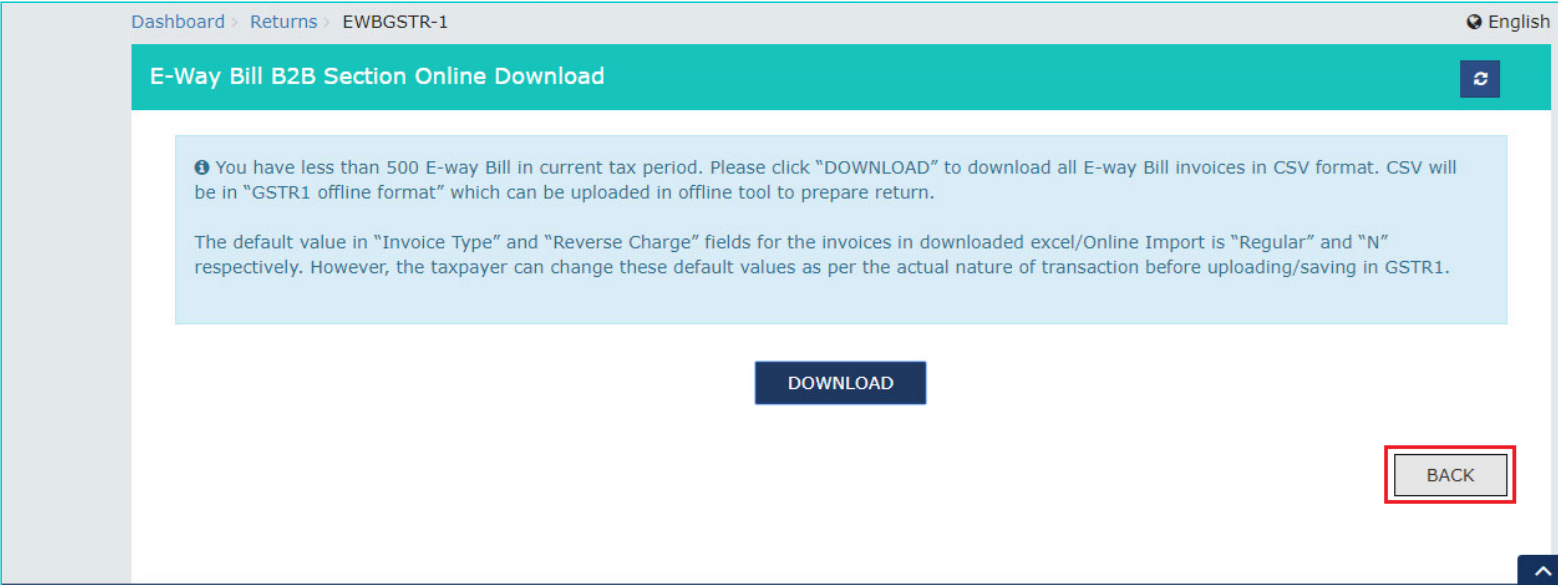
ADD DETAILS

Note: Make sure you duly enter any supply detail. which was not covered in the e-Way Bill data, against the relevant tab separately in Form GSTR-1 before filing.

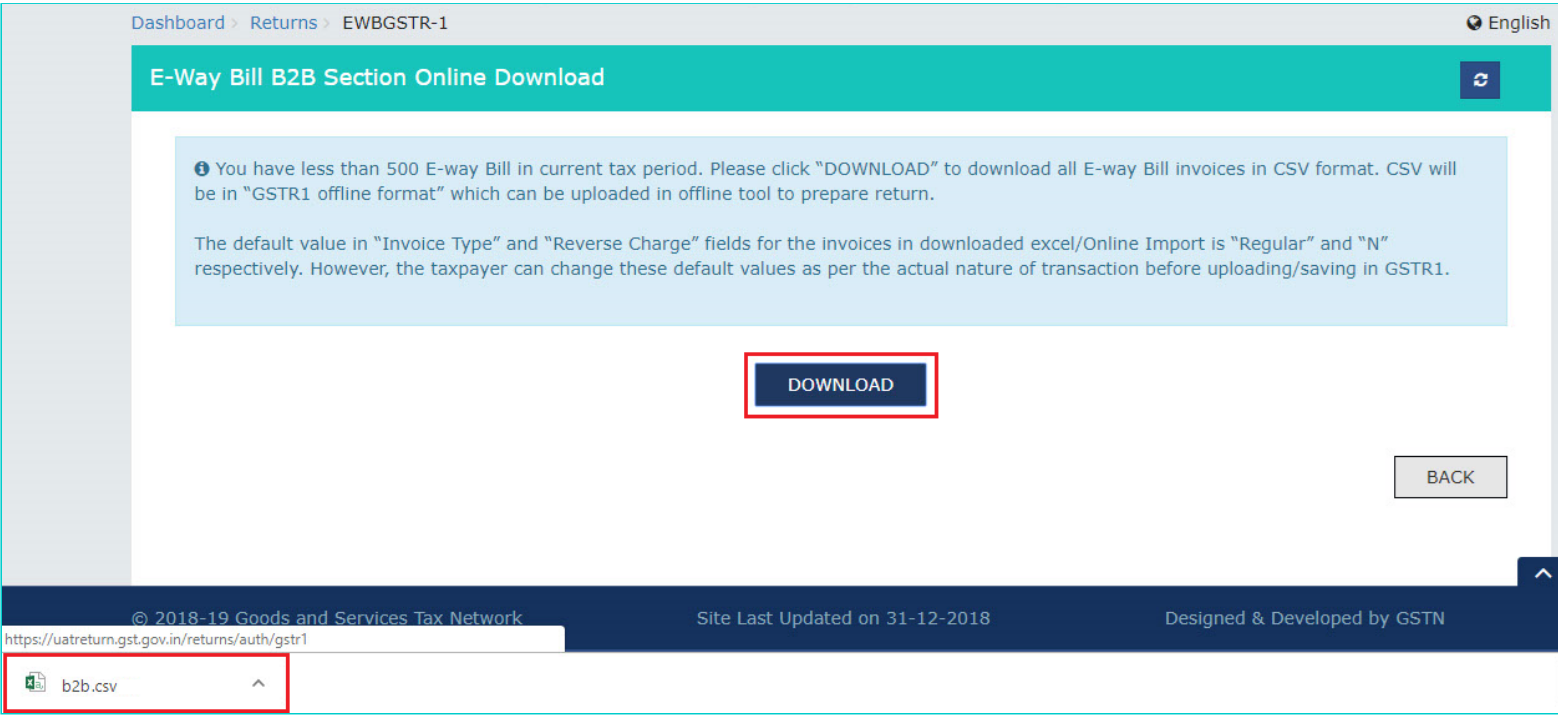
[Go back to the Main Menu](#)

2b. If the number of B2B EWB invoices are more than 50 but less than or equal to 500

If the number of invoices are more than 50 but less than or equal to 500, following page gets displayed. Perform the steps as mentioned below or click the **BACK** button to go to the previous page.



2b(i). Click the **DOWNLOAD** button. A "b2b.csv" file gets downloaded as shown below.



2b(ii). To view the downloaded B2B EWB invoices, click on the downloaded **b2b.csv** sheet to open it. To upload these B2B EWB invoices using the offline utility, please follow the steps mentioned [here](#).

Excel window showing a CSV file named "b2b (14).csv". The interface includes the standard Excel ribbon (File, Home, Insert, Page Layout, Formulas, Data, Review, View) and a formula bar displaying "GSTIN/UIN of Recipient".

The data is organized in a table with the following columns: A (GSTIN/UIN of Recipient), B (Receiver Name), C (Invoice Number), D (Invoice date), E (Invoice Value), F (Place Of Supply), G (Reverse Charge), H (Invoice Type), I (E-Commerce), J (Rate), K (Applicable Taxable Value), L (VAT), M (Cess Amount), and N (Total Amount).

A	B	C	D	E	F	G	H	I	J	K	L	M	N
GSTIN/UIN of Recipient	Receiver Name	Invoice Number	Invoice date	Invoice Value	Place Of Supply	Reverse Charge	Invoice Type	E-Commerce	Rate	Applicable Taxable Value	VAT	Cess Amount	Total Amount
18ACZPG2595D1Z5	LNG DISTRIBUTOR	3N1812094796	16-Nov-18	3024.5	18-Assam	N	Regular		28	1356.76	0		
18ACZPG2595D1Z5	LNG DISTRIBUTOR	3N1812094796	16-Nov-18	3024.5	18-Assam	N	Regular		28	1091.4	0		
33AANFR9606C1Z7	RAMSUN AUTOS	3N1812094766	16-Nov-18	3290.24	33-Tamil Nadu	N	Regular		28	2215.41	0		
33AANFR9606C1Z7	RAMSUN AUTOS	3N1812094766	16-Nov-18	3290.24	33-Tamil Nadu	N	Regular		28	385.18	0		
27AAQHA4661R1Z1	VARDHAMAN AGENCY	3N1812094749	16-Nov-18	381.85	27-Maharashtra	N	Regular		28	298.32	0		
10AAKFG5572D1ZQ	GOYAL AUTO SPARES	3N1812094792	16-Nov-18	11887.34	10-Bihar	N	Regular		28	8399.22	0		
10AAKFG5572D1ZQ	GOYAL AUTO SPARES	3N1812094792	16-Nov-18	11887.34	10-Bihar	N	Regular		28	963	0		
33ABXFS7673P1ZW	SOUTHERN MOTORCYCLES	3N1812094739	16-Nov-18	7244.57	33-Tamil Nadu	N	Regular		28	5659.83	0		
03AMGPS8226A1ZC	A.S.AUTOMOBILES	4N1804018120	16-Nov-18	1892600.32	03-Punjab	N	Regular		28	1478594	0		
32AAHFD8596K1ZX	DIYA AUTOMOBILES	3N1812094791	16-Nov-18	15892.58	32-Kerala	N	Regular		28	7247.41	0		
32AAHFD8596K1ZX	DIYA AUTOMOBILES	3N1812094791	16-Nov-18	15892.58	32-Kerala	N	Regular		28	5606.61	0		
06AAPFR2712P1ZQ	RAJIV SYNDICATE	3N1812094787	16-Nov-18	6116.19	06-Haryana	N	Regular		28	4271.94	0		
06AAPFR2712P1ZQ	RAJIV SYNDICATE	3N1812094787	16-Nov-18	6116.19	06-Haryana	N	Regular		28	549.26	0		
19ACHPA8919K1Z8	M R AUTO DISTRIBUTOR	3N1812094793	16-Nov-18	8128.32	19-West Bengal	N	Regular		28	5238.89	0		
19ACHPA8919K1Z8	M R AUTO DISTRIBUTOR	3N1812094793	16-Nov-18	8128.32	19-West Bengal	N	Regular		28	1205.53	0		
03AACFL1684P1Z2	LADIAN MOTORS	4N1804018122	16-Nov-18	946300.16	03-Punjab	N	Regular		28	739297	0		
07AABFE7846H1ZB	ESS AAY AUTOMOTIVE	3N1812094922	16-Nov-18	133751.24	07-Delhi	N	Regular		28	65506.33	0		
07AABFE7846H1ZB	ESS AAY AUTOMOTIVE	3N1812094922	16-Nov-18	133751.24	07-Delhi	N	Regular		28	42290.75	0		
27AAAF8196J1ZL	THE SPARE HOUSE	3N1812094760	16-Nov-18	8004.1	27-Maharashtra	N	Regular		28	3428.8	0		
27AAAF8196J1ZL	THE SPARE HOUSE	3N1812094760	16-Nov-18	8004.1	27-Maharashtra	N	Regular		28	3063.75	0		
27AAAF8196J1ZL	THE SPARE HOUSE	3N1812094760	16-Nov-18	8004.1	27-Maharashtra	N	Regular		28	5058.63	0		

Note: Make sure you duly enter any supply detail. which was not covered in the e-Way Bill data, against the relevant tab separately in Form GSTR-1 before filing.

[Go back to the Main Menu](#)

2c. If the number of B2B EWB invoices are more than 500

If the number of invoices are more than 500, following page gets displayed. Perform the steps as mentioned below or click the **BACK** button to go to the previous page.

Dashboard > Returns > EWBGSTR-1
English

Offline Download for EWB

! You have more than 500 E-way Bill in current tax period. Please click "GENERATE FILE TO DOWNLOAD" to download all E-way Bill invoices in excel format. Excel will be in "GSTR1 offline format". You can add more invoices and fill other sheet like B2B, B2CL etc. in downloaded excel and upload in offline tool to prepare your return.

The default value in "Invoice Type" and "Reverse Charge" fields for the invoices in downloaded excel/Online Import is "Regular" and "N" respectively. However, the taxpayer can change these default values as per the actual nature of transaction before uploading/saving in GSTR1.

GENERATE FILE TO DOWNLOAD

BACK

2c(i). Click the **GENERATE FILE TO DOWNLOAD** button.

2c(ii). A message asking you to wait for 20 minutes gets displayed.

Offline Download for EWB



i You have more than 500 E-way Bill in current tax period. Please click "GENERATE FILE TO DOWNLOAD" to download all E-way Bill invoices in excel format. Excel will be in "GSTR1 offline format". You can add more invoices and fill other sheet like B2B, B2CL etc. in downloaded excel and upload in offline tool to prepare your return.

The default value in "Invoice Type" and "Reverse Charge" fields for the invoices in downloaded excel/Online Import is "Regular" and "N" respectively. However, the taxpayer can change these default values as per the actual nature of transaction before uploading/saving in GSTR1.

i Your request for generation has been accepted kindly wait for 20 min

GENERATE FILE TO DOWNLOAD

BACK

2c(iii). After 20 minutes, another message is displayed and a download link is also provided below the **GENERATE FILE TO DOWNLOAD** button. Click the link to download a zipped folder containing the B2B EWB invoices in excel format.

Offline Download for EWB



i You have more than 500 E-way Bill in current tax period. Please click "GENERATE FILE TO DOWNLOAD" to download all E-way Bill invoices in excel format. Excel will be in "GSTR1 offline format". You can add more invoices and fill other sheet like B2B, B2CL etc. in downloaded excel and upload in offline tool to prepare your return.

The default value in "Invoice Type" and "Reverse Charge" fields for the invoices in downloaded excel/Online Import is "Regular" and "N" respectively. However, the taxpayer can change these default values as per the actual nature of transaction before uploading/saving in GSTR1.

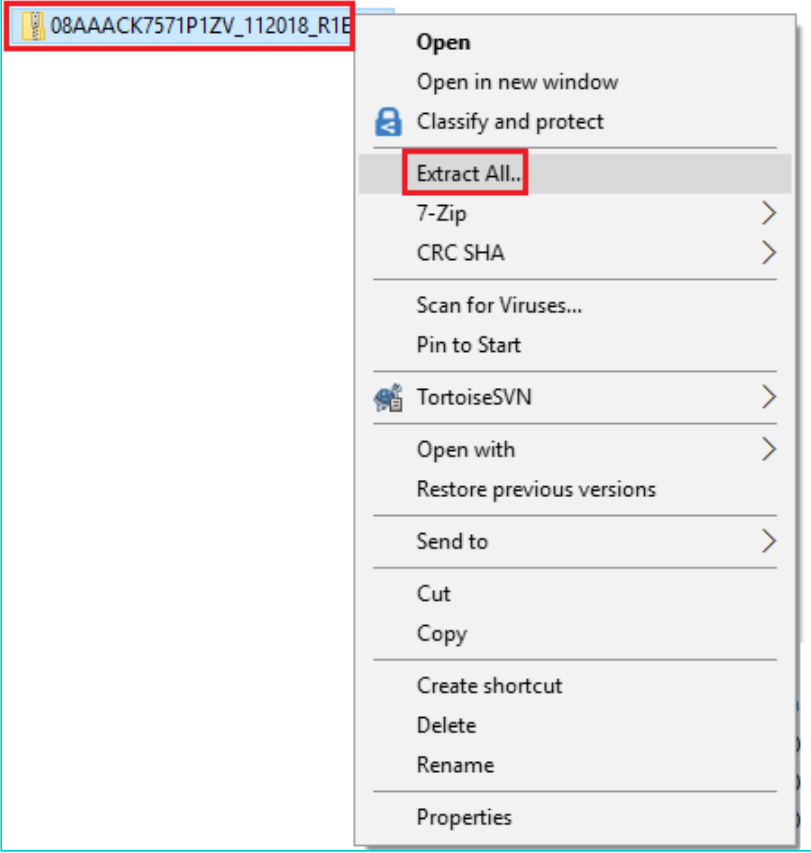
✓ You have downloaded the file last on 07/01/2019 at 19:35:05. To view the same file, click on the link available below the button. To generate the latest file, click on the download button again

GENERATE FILE TO DOWNLOAD

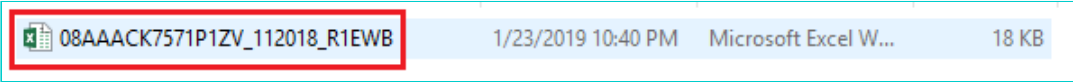
EWBReport.tar.gz

BACK

2c(iv). Right-click on the zipped folder and click **Extract All**.



2c(v) Unzipped Excel File gets displayed. Click it to open it.



2c(vi). The downloaded B2B EWB invoices get displayed. To upload these invoices using the offline utility, follow the steps mentioned [here](#).

08AAACK7571P1ZV_112018_R1EWB [Protected View] - Excel

FileHomeInsertPage LayoutFormulasDataReviewViewTell me what you want to do...

PROTECTED VIEW

Be careful—files from the Internet can contain viruses. Unless you need to edit, it's safer to stay in Protected View.

Enable Editing

H18

	A	B	C	D	E	F	G	H	I	J	K		
1													
2													
3													
4	GSTIN/UIN of Recipient	Receiver Name	Invoice Number	Invoice date	Invoice Value	Place Of Supply	Reverse Charge	Invoice Type	E-Commerce GSTIN	Rate	Applicable % of Tax Rate	Taxable Value	Cess Amount
6	18ACZPG2595D1Z5	LNG DISTRIBUTO	3N1812094796	16-Nov-18	3024.5	18-Assam	N	Regular		28		1356.76	0
7	18ACZPG2595D1Z5	LNG DISTRIBUTO	3N1812094796	16-Nov-18	3024.5	18-Assam	N	Regular		18		1091.4	0
8	33AANFR9606K1Z7	RAMSUN AUTOS	3N1812094766	16-Nov-18	3290.24	33-Tamil Nadu	N	Regular		28		2215.41	0
9	33AANFR9606K1Z7	RAMSUN AUTOS	3N1812094766	16-Nov-18	3290.24	33-Tamil Nadu	N	Regular		18		385.18	0
10	27AAQHA4661R1ZI	VARDHAMAN AC	3N1812094749	16-Nov-18	381.85	27-Maharashtra	N	Regular		28		298.32	0
11	10AAKFG5572D1ZQ	GOYAL AUTO SP	3N1812094792	16-Nov-18	11887.34	10-Bihar	N	Regular		28		8399.22	0
12	10AAKFG5572D1ZQ	GOYAL AUTO SP	3N1812094792	16-Nov-18	11887.34	10-Bihar	N	Regular		18		963	0
13	33ABXFS7673P1ZW	SOUTHERN MOTI	3N1812094739	16-Nov-18	7244.57	33-Tamil Nadu	N	Regular		28		5659.83	0
14	03AMGPS8226A1ZC	A.S.AUTOMOBILE	4N1804018120	16-Nov-18	1892600.3	03-Punjab	N	Regular		28		1478594	0
15	32AAHFD8596K1ZX	DIYA AUTOMOBILE	3N1812094791	16-Nov-18	15892.58	32-Kerala	N	Regular		28		7247.41	0
16	32AAHFD8596K1ZX	DIYA AUTOMOBILE	3N1812094791	16-Nov-18	15892.58	32-Kerala	N	Regular		18		5606.61	0
17	06AAPFR2712P1ZQ	RAJIV SYNDICATE	3N1812094787	16-Nov-18	6116.19	06-Haryana	N	Regular		28		4271.94	0
18	06AAPFR2712P1ZQ	RAJIV SYNDICATE	3N1812094787	16-Nov-18	6116.19	06-Haryana	N	Regular		18		549.26	0
19	19ACHPA8919K1Z8	M R AUTO DISTRI	3N1812094793	16-Nov-18	8128.32	19-West Bengal	N	Regular		28		5238.89	0
20	19ACHPA8919K1Z8	M R AUTO DISTRI	3N1812094793	16-Nov-18	8128.32	19-West Bengal	N	Regular		18		1205.53	0
21	03AACFL1684P1Z2	LADIAN MOTORS	4N1804018122	16-Nov-18	946300.16	03-Punjab	N	Regular		28		739297	0
22	07AABFE7846H1ZB	ESS AAY AUTOMOBILE	3N1812094922	16-Nov-18	133751.24	07-Delhi	N	Regular		28		65506.33	0
23	07AABFE7846H1ZB	ESS AAY AUTOMOBILE	3N1812094922	16-Nov-18	133751.24	07-Delhi	N	Regular		18		42290.75	0

b2b

b2cl

hsn

Ready

Note: Make sure you duly enter any supply detail which was not covered in the e-Way Bill data, against the relevant tab separately in Form GSTR-1 before filing.

[Go back to the Main Menu](#)

II. 5A, 5B - B2C (Large) Invoices

To import B2CL EWB invoices in Form GSTR-1, perform the following steps:

- 1. Click the **IMPORT EWB DATA** button in the "5A, 5B - B2C (Large) Invoices" tile.

Note: EWB details will be available in GST portal based on the e-Way bills pertaining to outward supply raised during the relevant tax period.

GSTR-1 - Invoice Details

Important Notice: If the invoices are more than 500 . Please check [here](#) [Help](#)

4A, 4B, 4C, 6B, 6C - B2B Invoices2

Total Value
₹ 1,01,763.96

Total Taxable Value
₹ 93,646.32

Total Tax Liability
₹ 8,177.64

liability" includes tax payable by recipient on :

IMPORT EWB DATA

5A, 5B - B2C (Large) Invoices0

Total Value
₹ 0.00

Total Taxable Value
₹ 0.00

Total Tax Liability
₹ 0.00

IMPORT EWB DATA

9B - Credit / Debit Notes (Registered)0

Total Taxable Value
₹ 0.00

Total Tax Liability
₹ 0.00

- 2. Based on the number of invoices of current tax period present in the EWB System, a page will be displayed. Click the following hyperlinks to know what happens in each case:

- 2a. [If the number of invoices are less than or equal to 50](#)
- 2b. [If the number of invoices are more than 50 but less than or equal to 500](#)
- 2c. [If the number of invoices are more than 500](#)

2a. If the number of invoices are less than or equal to 50

If the number of invoices are less than or equal to 50, following page gets displayed. Perform the same steps you would have performed to import B2B invoices, as mentioned [here](#).

Dashboard > Returns > EWBGSTR-1

English

E-Way Bill B2CL Invoices ⓘ

Select All	Invoice No.	Invoice date	Place Of Supply	Total Taxable Value (₹)
<input type="checkbox"/>				
<input type="checkbox"/>	1599	16-11-2018	Madhya Pradesh	2,14,190.01

BACK

IMPORT

DOWNLOAD

Note: Make sure you duly enter any supply detail. which was not covered in the e-Way Bill data, against the relevant tab separately in Form GSTR-1 before filing.

[Go back to the Main Menu](#)

2b. If the number of B2CL EWB invoices are more than 50 but less than or equal to 500

If the number of invoices are more than 50 but less than or equal to 500, following page gets displayed. Perform the steps as mentioned below.

Dashboard > Returns > EWBGSTR-1

English

E-Way Bill B2CL Invoices E-Way Bill B2CL Section Online Download ⓘ

ⓘ You have less than 500 E-way Bill in current tax period. Please click "DOWNLOAD" to download all E-way Bill invoices in CSV format. CSV will be in "GSTR1 offline format" which can be uploaded in offline tool to prepare return.

The default value for "Sale from Bonded WH" fields for the invoices in downloaded excel/Online Import is "N". However, the taxpayer can change these default values as per the actual nature of transaction before uploading/saving in GSTR1.

DOWNLOAD

2b(i). Click the **DOWNLOAD** button. A "b2cl.csv" file gets downloaded as shown below.

E-Way Bill B2CL Invoices E-Way Bill B2CL Section Online Download



i You have less than 500 E-way Bill in current tax period. Please click "DOWNLOAD" to download all E-way Bill invoices in CSV format. CSV will be in "GSTR1 offline format" which can be uploaded in offline tool to prepare return.

The default value for "Sale from Bonded WH" fields for the invoices in downloaded excel/Online Import is "N". However, the taxpayer can change these default values as per the actual nature of transaction before uploading/saving in GSTR1.

DOWNLOAD

© 2018-19 Goods and Services Tax Network

Site Last Updated on 31-12-2018

Designed & Developed by GSTN

https://uatreturn.gst.gov.in/returns/auth/gstr1

b2cl.csv

2b(ii). To view the downloaded B2CL EWB invoices, click on the downloaded **b2cl.csv** sheet to open it. To upload these B2CL EWB invoices using the offline utility, please follow the steps mentioned [here](#).

Invoice Number	Invoice Date	Invoice Value	Place of Supply	Applicable Rate	Taxable Value	Cess Amount	E-Commerce	Sale from Bonded WH
1599	#####	252744	23-Madhya Pradesh	18	214190	0	N	
1699	#####	3024.5	18-Assam	28	1091.4	0	N	
1799	#####	3024.5	18-Assam	18	2215.41	0	N	
1899	#####	3290.24	33-Tamil Nadu	28	385.18	0	N	
1999	#####	3290.24	33-Tamil Nadu	28	298.32	0	N	
2599	#####	381.85	27-Maharashtra	18	8399.22	0	N	
3599	#####	11887.34	10-Bihar	28	963	0	N	
4599	#####	11887.34	10-Bihar	28	5659.83	0	N	
5599	#####	7244.57	33-Tamil Nadu	28	1478594	0	N	
6599	#####	1892600	03-Punjab	18	7247.41	0	N	
6599	#####	15892.58	32-Kerala	28	5606.61	0	N	
7599	#####	15892.58	32-Kerala	18	4271.94	0	N	
8599	#####	6116.19	06-Haryana	28	549.26	0	N	
9599	#####	6116.19	06-Haryana	28	5238.89	0	N	
8599	#####	8128.32	19-West Bengal	18	1205.53	0	N	
9591	#####	8128.32	19-West Bengal	28	739297	0	N	
9592	#####	946300.2	03-Punjab	18	65506.33	0	N	
9593	#####	133751.2	07-Delhi	28	42290.75	0	N	
9594	#####	133751.2	07-Delhi	28	3428.8	0	N	
9595	#####	8004.1	27-Maharashtra	18	3063.75	0	N	

Note: Make sure you duly enter any supply detail. which was not covered in the e-Way Bill data, against the relevant tab separately in Form GSTR-1 before filing.

[Go back to the Main Menu](#)

2c. If the number of B2CL EWB invoices are more than 500

If the number of B2CL EWB invoices are more than 500, following page gets displayed. Perform the same steps you would have performed to import B2B invoices, as mentioned [here](#).

Offline Download for EWB



i You have more than 500 E-way Bill in current tax period. Please click "GENERATE FILE TO DOWNLOAD" to download all E-way Bill invoices in excel format. Excel will be in "GSTR1 offline format". You can add more invoices and fill other sheet like B2B, B2CL etc. in downloaded excel and upload in offline tool to prepare your return.

The default value in "Invoice Type" and "Reverse Charge" fields for the invoices in downloaded excel/Online Import is "Regular" and "N" respectively. However, the taxpayer can change these default values as per the actual nature of transaction before uploading/saving in GSTR1.

GENERATE FILE TO DOWNLOAD

BACK

Note: Make sure you duly enter any supply detail which was not covered in the e-Way Bill data, against the relevant tab separately in Form GSTR-1 before filing.

III. 6A - Exports Invoices

To import export invoices in Form GSTR-1, perform the following steps:

1. Click the **IMPORT EWB DATA** button in the "6A - Exports Invoices" tile.

Note: EWB details will be available in GST portal based on the e-Way bills pertaining to outward supply raised during the relevant tax period.

9B - Credit / Debit Notes (Unregistered) 0	6A - Exports Invoices 55	9A - Amended B2B Invoices 0
<div>Total Taxable Value</div> <div>₹ 0.00</div> <div>Total Tax Liability</div> <div>₹ 0.00</div>	<div>Total Value</div> <div>₹ 29,20,060.35</div> <div>Total Taxable Value</div> <div>₹ 27,63,867.00</div> <div>Total Tax Liability</div> <div>₹ 1,56,193.35</div> <div>IMPORT EWB DATA </div>	<div>Total Value</div> <div>₹ 0.00</div> <div>Total Taxable Value</div> <div>₹ 0.00</div> <div>Total Tax Liability</div> <div>₹ 0.00</div>

2. Based on the number of EXP invoices of current tax period present in the EWB System, a page will be displayed. Click the following hyperlinks to know what happens in each case:

- 2a. [If the number of invoices are less than or equal to 50](#)
- 2b. [If the number of invoices are more than 50 but less than or equal to 500](#)
- 2c. [If the number of invoices are more than 500](#)

2a. If the number of invoices are less than or equal to 50

If the number of EXP invoices are less than or equal to 50, following page gets displayed. Perform the same steps you would have performed to import B2B invoices, as mentioned [here](#).

E-Way Bill Export Invoices 			
Select All <input type="checkbox"/>	Invoice No.	Invoice date	Total Taxable Value (₹)
<input type="checkbox"/>	G-547	01-03-2019	50,000.00
<input type="checkbox"/>	G-552	01-03-2019	50,000.00
<input type="checkbox"/>	G-551	01-03-2019	50,000.00
<input type="checkbox"/>	G-487	01-03-2019	2,50,566.00
<input type="checkbox"/>	G-550	01-03-2019	50,000.00
<input type="checkbox"/>	G-549	01-03-2019	50,283.00
<input type="checkbox"/>	G-548	01-03-2019	50,283.00
			<div>BACK</div> <div>DOWNLOAD</div>

Note: Make sure you duly enter any supply detail. which was not covered in the e-Way Bill data, against the relevant tab separately in Form GSTR-1 before filing.

[Go back to the Main Menu](#)

2b. If the number of EXP invoices are more than 50 but less than or equal to 500

If the number of EXP invoices are more than 50 but less than or equal to 500, following page gets displayed. Perform the steps as mentioned below.

Dashboard > Returns > EWBGSTR-1		English
E-Way Bill Export Section Online Download		
<div><div><div><div><div></div><div>You have less than 500 E-way Bill in current tax period. Please click "DOWNLOAD" to download all E-way Bill invoices in CSV format. CSV will be in "GSTR1 offline format" which can be uploaded in offline tool to prepare return.</div></div></div><div><div>The default value for "Export Type" fields for the invoices in downloaded excel/Online Import is "WPAY". However, the taxpayer can change these default values as per the actual nature of transaction before uploading/saving in GSTR1.</div></div></div></div>		
<div>DOWNLOAD</div>		
		<div>BACK</div>

2b(i). Click the **DOWNLOAD** button. A "exp.csv" file gets downloaded as shown below.

E-Way Bill Export Section Online Download



i You have less than 500 E-way Bill in current tax period. Please click "DOWNLOAD" to download all E-way Bill invoices in CSV format. CSV will be in "GSTR1 offline format" which can be uploaded in offline tool to prepare return.

The default value for "Export Type" fields for the invoices in downloaded excel/Online Import is "WPAY". However, the taxpayer can change these default values as per the actual nature of transaction before uploading/saving in GSTR1.

DOWNLOAD

BACK

2b(ii). To view the downloaded invoices, click on the downloaded **exp.csv** sheet to open it. To upload these invoices using the offline utility, please follow the steps mentioned [here](#).

exp.csv - Excel

FileHomeInsertPage LayoutFormulasDataReviewViewTell me what you want to do...

CutCopyFormat PainterClipboard

Calibri11Font

Alignment

GeneralNumber

Conditional FormattingTable Styles

InsertDeleteFormatCells

AutoSumFillClear

SECURITY WARNING Some active content has been disabled. Click for more details. Enable Content

A1Export Type

	A	B	C	D	E	F	G	H	I	J	K	L	M	N	O	P	Q	R
1	Export Type	Invoice No	Invoice date	Invoice Value	Port Code	Shipping	Freight	Rate	Applicable	Taxable Value	Cess Amount							
2	WPAY	G-70	01-Mar-19	52797.15				5		50283	0							
3	WPAY	G-71	01-Mar-19	52797.15				5		50283	0							
4	WPAY	G-72	01-Mar-19	52797.15				5		50283	0							
5	WPAY	G-73	01-Mar-19	52797.15				5		50283	0							
6	WPAY	G-74	01-Mar-19	52797.15				5		50283	0							
7	WPAY	G-75	01-Mar-19	52797.15				5		50283	0							
8	WPAY	G-76	01-Mar-19	52797.15				5		50283	0							
9	WPAY	G-77	01-Mar-19	52797.15				5		50283	0							
10	WPAY	G-78	01-Mar-19	52797.15				5		50283	0							
11	WPAY	G-79	01-Mar-19	52797.15				5		50283	0							
12	WPAY	G-38	01-Mar-19	52797.15				5		50283	0							
13	WPAY	G-39	01-Mar-19	52797.15				5		50283	0							
14	WPAY	G-60	01-Mar-19	52797.15				5		50283	0							
15	WPAY	G-61	01-Mar-19	52797.15				5		50283	0							
16	WPAY	G-62	01-Mar-19	52797.15				5		50283	0							
17	WPAY	G-63	01-Mar-19	52797.15				5		50283	0							
18	WPAY	G-64	01-Mar-19	52797.15				5		50283	0							
19	WPAY	G-65	01-Mar-19	52797.15				5		50283	0							
20	WPAY	G-66	01-Mar-19	52797.15				5		50283	0							
21	WPAY	G-67	01-Mar-19	52797.15				5		50283	0							

exp

Note: Make sure you duly enter any supply detail. which was not covered in the e-Way Bill data, against the relevant tab separately in Form GSTR-1 before filing.

[Go back to the Main Menu](#)

2c. If the number of EXP invoices are more than 500

If the number of EXP invoices are more than 500, following page gets displayed. Perform the same steps you would have performed to import B2B invoices, as mentioned [here](#).

Dashboard > Returns > EWBGSTR-1

English

Offline Download for EWB

</

E-Way Bill B2CS Invoices ⓘ



Select All	Place Of Supply	Total Taxable Value (₹)
<input type="checkbox"/>		
<input type="checkbox"/>	Himachal Pradesh	50,000.00

BACK

DOWNLOAD

Note: Make sure you duly enter any supply detail, which was not covered in the e-Way Bill data, against the relevant tab separately in Form GSTR-1 before filing.

[Go back to the Main Menu](#)

2b. If the number of EXP invoices are more than 500

If the number of B2CS invoices are more than 500, perform the same steps you would have performed to import B2B invoices, as mentioned [here](#).

Note: Make sure you duly enter any supply detail which was not covered in the e-Way Bill data, against the relevant tab separately in Form GSTR-1 before filing.

[Go back to the Main Menu](#)

V. 12 - HSN-wise-summary of Outward Supplies

To import HSN-wise EWB invoices in the Form GSTR-1, perform the following steps:

1. Click the **IMPORT EWB DATA** button in the "12 - HSN-wise-summary of outward supplies" tile.

Note: EWB details will be available in GST portal based on the e-Way bills pertaining to outward supply raised during the relevant tax period.

11B(1), 11B(2) - Adjustment of Advances 0	12 - HSN-wise summary of outward supplies 0	13 - Documents Issued 0																
Gross Advance Adjusted ₹ 0.00 Total Tax Liability ₹ 0.00	<table> <tr> <td>Total Value</td> <td>Total Taxable Value</td> </tr> <tr> <td>₹ 0.00</td> <td>₹ 0.00</td> </tr> <tr> <td>Total Tax Liability</td> <td></td> </tr> <tr> <td>₹ 0.00</td> <td></td> </tr> </table> <div> To import EWB data into B2B Section IMPORT EWB DATA ⓘ </div>	Total Value	Total Taxable Value	₹ 0.00	₹ 0.00	Total Tax Liability		₹ 0.00		<table> <tr> <td>Total Docs</td> <td>Cancelled Docs</td> </tr> <tr> <td>0</td> <td>0</td> </tr> <tr> <td>Net Issued Docs</td> <td></td> </tr> <tr> <td>0</td> <td></td> </tr> </table>	Total Docs	Cancelled Docs	0	0	Net Issued Docs		0	
Total Value	Total Taxable Value																	
₹ 0.00	₹ 0.00																	
Total Tax Liability																		
₹ 0.00																		
Total Docs	Cancelled Docs																	
0	0																	
Net Issued Docs																		
0																		

2. Based on the number of invoices of current tax period present in the EWB System, a page will be displayed. Click the following hyperlinks to know what happens in each case:

2a. [If the number of invoices are less than or equal to 50](#)

2b. [If the number of invoices are more than 50 but less than or equal to 500](#)

2c. [If the number of invoices are more than 500](#)

2a. If the number of HSN-wise EWB invoices are less than or equal to 50

If the number of HSN-wise EWB invoices are less than or equal to 50, following page gets displayed. Perform the steps as mentioned below or click the **BACK** button to go to the previous page.

E-Way Bill HSN Details



HSN	Description	UQC	Total Quantity	Invoice number	section
6307	LEHANGA	PCS	16	GST-1147-1819	B2B

BACK

DOWNLOAD

2a(i). Click the **DOWNLOAD** button. An "hsn.csv" file gets downloaded as shown below.

DashboardServicesGST LawSearch TaxpayerHelpe-Way Bill System

Dashboard > Returns > EWBGSTR-1English

E-Way Bill HSN Details

HSN	Description	UQC	Total Quantity	Invoice number	section
6307	LEHANGA	PCS	16	GST-1147-1819	B2B

BACKDOWNLOAD

https://uatreturn.gst.gov.in/returns/auth/gstr1

hsn (2).csv210/210 B

Show all

2a(ii). To view the downloaded HSN-wise EWB invoices, click on the downloaded **hsn.csv** sheet to open it. To upload these invoices using the offline utility, please follow the steps mentioned [here](#).

PasteClipboard

Calibri11Font

Wrap TextAlignment

ProtectProtection

GeneralNumber

Conditional FormattingFormatting

Format as TableTable

Cell StylesCell Styles

InsertDeleteFormatCells

SumSort & FilterEditing

Find & SelectEditing

Share This FileWebEx

N4

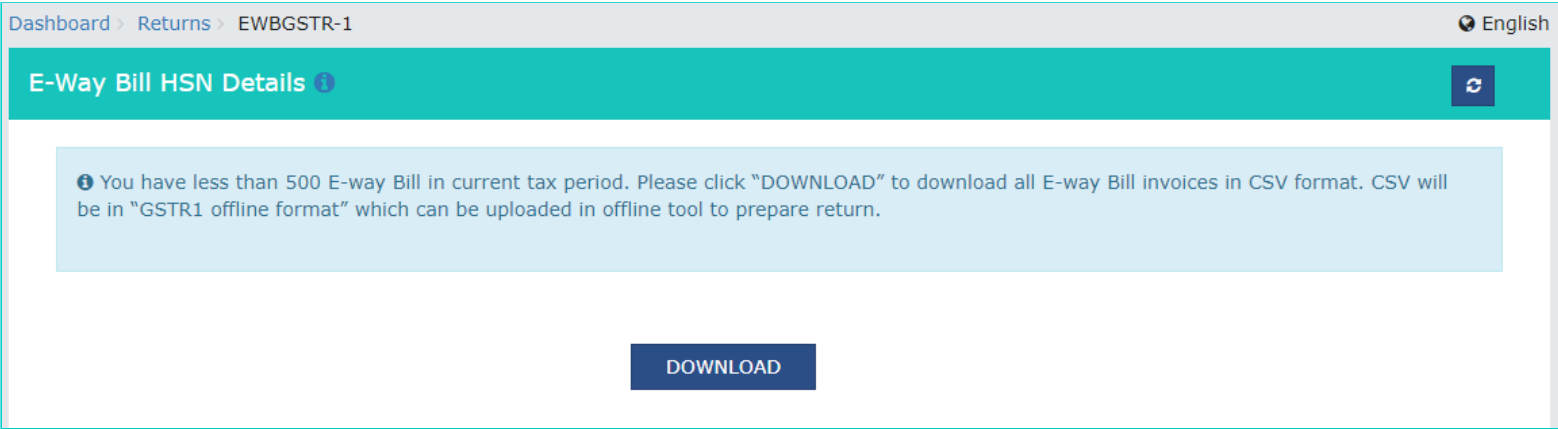
1	HSN	Description	UQC	Total Quantity	Total Value	Taxable Value	Integrated Central Tax	State/UT Tax	Cess Amount
2	6307	Lehanga	PCS	16	1988	8430875	8430875		0
3									
4									
5									
6									
7									
8									
9									
10									
11									
12									
13									
14									
15									
16									
17									
18									
19									
20									
21									

hsn (2)

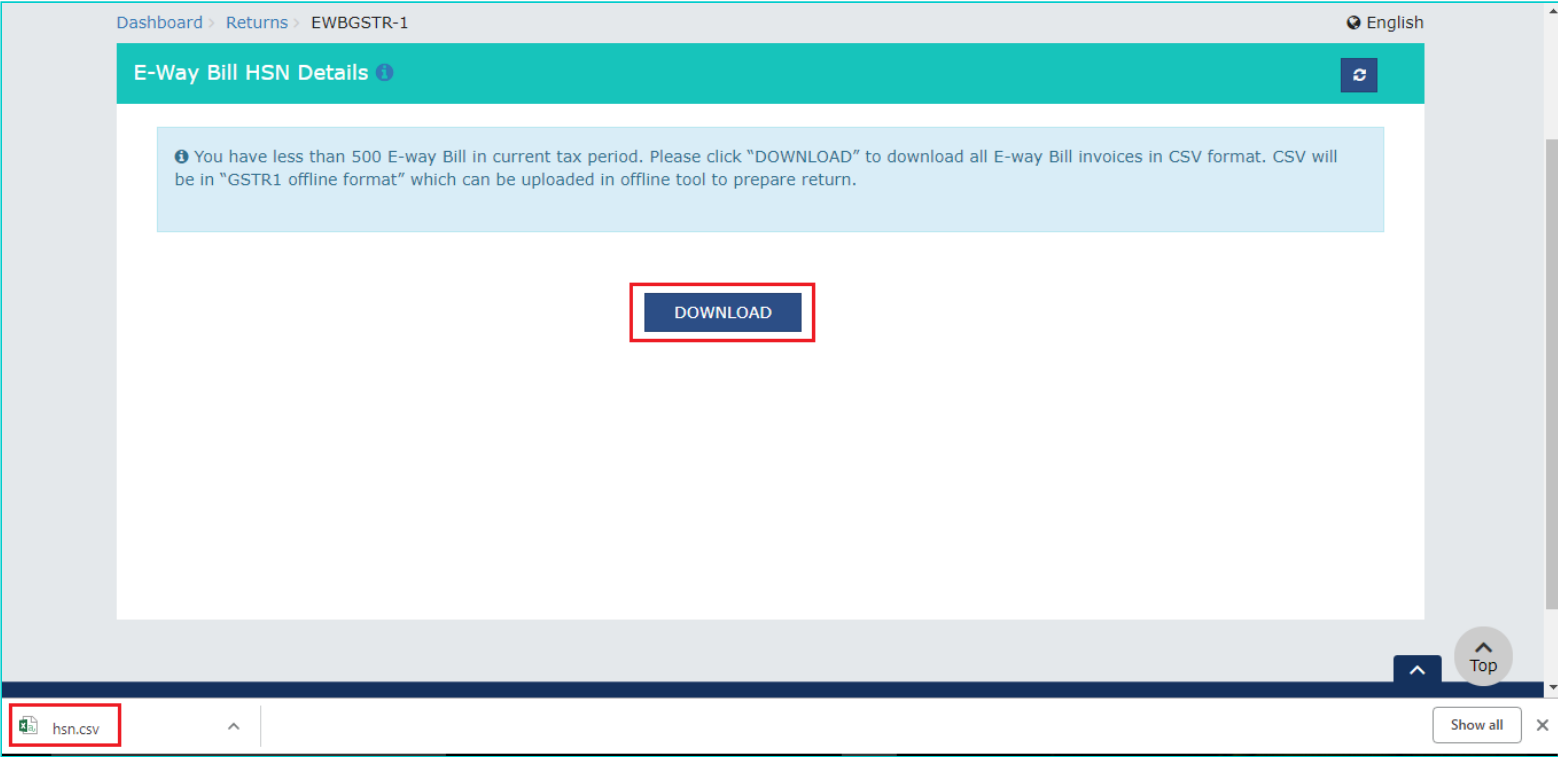
Note: Make sure you duly enter any supply detail. which was not covered in the e-Way Bill data, against the relevant tab separately in Form GSTR-1 before filing.

2b. If the number of HSN-wise EWB invoices are more than 50 but less than or equal to 500

If the number of HSN-wise EWB invoices are more than 50 but less than or equal to 500, following page gets displayed. Perform the steps as mentioned below.



2b(i). Click the **DOWNLOAD** button. An "hsn.csv" file gets downloaded as shown below.



2b(ii). To view the downloaded HSN-wise EWB invoices, click on the downloaded **hsn.csv** sheet to open it. To upload these invoices using the offline utility, please follow the steps mentioned [here](#).

Dashboard > Returns > EWBGSTR-1

English

Offline Download for EWB

i You have more than 500 E-way Bill in current tax period. Please click "GENERATE FILE TO DOWNLOAD" to download all E-way Bill invoices in excel format. Excel will be in "GSTR1 offline format". You can add more invoices and fill other sheet like B2B, B2CL etc. in downloaded excel and upload in offline tool to prepare your return.

The default value in "Invoice Type" and "Reverse Charge" fields for the invoices in downloaded excel/Online Import is "Regular" and "N" respectively. However, the taxpayer can change these default values as per the actual nature of transaction before uploading/saving in GSTR1.

GENERATE FILE TO DOWNLOAD

BACK